


Sales Ratio per Segment and Main Products

Industry and Others Business Unit

524.7 billion yen  
13.8%

- Semiconductor lithography equipment
- Flat panel display (FPD) lithography equipment
- Digital radiography systems
- Ophthalmic equipment
- Vacuum thin-film deposition equipment
- Organic LED (OLED) panel manufacturing equipment
- Die bonders
- Micromotors
- Network cameras
- Handy terminals
- Document scanners



Digital radiography systems

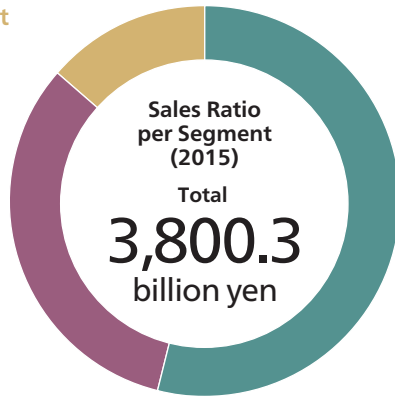


Semiconductor lithography equipment

Imaging System Business Unit

1,263.8 billion yen  
33.3%

- Interchangeable lens digital cameras
- Digital compact cameras
- Digital camcorders
- Digital cinema cameras
- Interchangeable lenses
- Compact photo printers



Office Business Unit

2,110.8 billion yen  
55.5%

- Office multifunction devices
- Laser multifunction printers
- Laser printers
- Digital production printing systems
- High speed continuous feed printers
- Wide-format printers
- Document solutions



Laser printers



Office multifunction devices



Interchangeable lens digital cameras



Inkjet printers

Note: Sales ratios do not add up to 100% due to eliminations between segments of 2.6% (99 billion yen).

Net Sales and Number of Employees by Region

Europe

1,074.4 billion yen  
28.3%

Americas

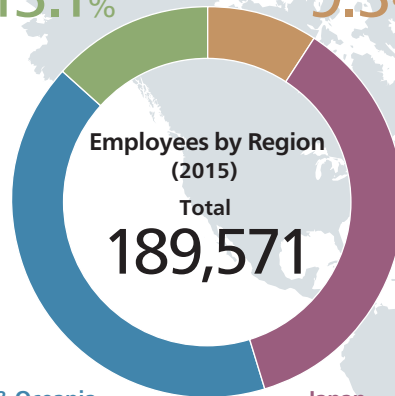
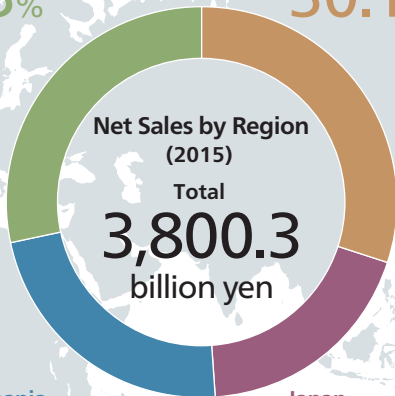
1,144.4 billion yen  
30.1%

Europe

24,826  
13.1%

Americas

17,635  
9.3%



Asia & Oceania

867.2 billion yen  
22.8%

Japan

714.3 billion yen  
18.8%

Asia & Oceania

78,785  
41.6%

Japan

68,325  
36.0%

## Company Overview

<b>Company name:</b>	Canon Inc.
<b>Established:</b>	August 10, 1937
<b>Headquarters:</b>	30-2, Shimomaruko 3-chome, Ohta-ku, Tokyo, Japan
<b>Chairman &amp; CEO:</b>	Fujio Mitarai
<b>Common stock:</b>	¥174,762 million
<b>Group companies:</b>	317 consolidated subsidiaries 5 equity-method affiliates

**Note:** Figures for common stock and Group companies are as of December 31, 2015.

## Credit Rating by Key Agencies

(As of December 31, 2015)

Recognized for its solid financial standing and consistent ability to generate cash flow, Canon Inc. is rated among the highest of any Japanese corporation— even higher than Japanese government bonds.

Credit Rating Agencies	Long Term	Short Term
Standard & Poor's	AA	A-1+
Moody's	Aa1	–
Rating and Investment Information, Inc.	AA+	–

## About This Report

### Reporting Scope

In principle, this report covers Canon's economic, social and environmental activities within the scope of consolidated accounting for 2015 (January 1 to December 31, 2015). The scope of Canon's environmental activities is not limited to development, production and sales operations at operational sites, but covers every stage of the product lifecycle, including raw materials and parts manufacturing by suppliers, as well as product usage by customers. Supplemental information on important targets, indicators and initiatives prior to and beyond 2015 is referenced in this report. Information that is specific to a region or organization is indicated as such.

### Date of Publication

July 2016 (previous: July 2015, next planned: July 2017)

### Reference Guidelines

This report contains information following the general standard disclosure components of the GRI Sustainability Reporting Guidelines. Additionally, the Environmental Reporting Guidelines (2012 version) from Japan's Ministry of the Environment and Environmental Accounting Guidelines (2005 version)

from Japan's Ministry of the Environment were also referenced.

### Disclosed Data

Disclosed data has been revised to reflect changes in calculation methods and the expanded scope of sites covered. Accordingly, some data in this report differ from data presented in last year's report.

### Notation

- "Canon" refers to the Canon Group, while "Canon Inc." indicates the non-consolidated parent company.
- Employees refers to full-time employees and also includes part-time workers.

### Disclaimer

This report contains not only past and present facts about Canon, but also future forecasts based on plans, prospects, management policies and strategies as of the publication date. These future forecasts are assumptions or estimations based on information available at the time the report was prepared. Due to a range of variables, however, the results or circumstances of our future business activities may vary from the forecasts contained herein. We ask for your understanding in this regard.

## Canon Group's System for Sharing CSR Information

Every year Canon publishes a Japanese- and English-language version of its sustainability report covering the Canon Group's CSR activities. More detailed information is released in a timely manner on Canon's website. Additionally, each Canon Group company around the world shares information tailored to the region through websites and various reports.

